

# Sub-Zero

## • Class View version 2

### License and certain restrictions:

You may install and use this version of the Software on your computer for **free**. The Software contains trade secrets, and in order to protect them you may not disassemble, reverse engineer, or decompile the Software. You may not modify adapt, translate, rent, sublicense, assign, lease, loan, resell for profit, distribute, or create derivative works based upon the Software or any part thereof, Thank you.

### What's New in version 2:

Version 2 of **Class View** is now more tightly integrated with the Visual Basic IDE and the Project Explorer. When the Add-In is started your current Visual Basic Project or Projects will be added to the **Class View** window. This will allow you to get to all of your Class Modules. Also monitoring the addition, removal, and name changing of new Projects and Class Modules. You can now also 'Dim As New' from the context menu when a Class Module is selected in the **Class View** window. This places a Dimension statement into a code module

i.e. `Dim objMyClass As New MyClass`

The context menu also allows you to refresh complete projects or just the selected Class Module.

### Getting Started:

- After installation of **Class View**, start Visual Basic 5.
- From the Tools | Add-Ins menu Select **Class View Window** from the Add-In dialog list.
- Ok and close the Add-In Manager.
- The Add-In will appear as a button at the end of the 'Standard Toolbar'. (see Fig1)



Fig 1

### Using Class View:

When the Add-In is selected from the Add-In Manager all your Visual Basic projects will be loaded into the **Class View** window. Projects with Class Modules can be expanded on to expose the Class modules properties, methods, and members, etc.



















### Extra Pointers:

The **Class View** window will dock against any window in the Visual Basic IDE.

Right clicking on a node in the **Class View** window will display a context menu to either:

- Collapse and Expand of Tree nodes
- Pasting selected node into the active code document
- Jumping to the selected node in the Class Module
- Pasting a new Dim Line from the select class (**new**)
- Refreshing a selected class or the complete project (**new**)

### Class View Icons

	Section Node				
	Parameter				
	Return Value				
	Private	e.g.		<b>Private</b> Method	
	Protected	e.g.		<b>Protected</b> Property (Friend)	
	Class Module				
	Implements			Event	
	API Declaration			Member Variable	
	Constant			Method	
	Type			Property Group	
	Enum				

### The Future Scope of Class View:

This is the last major version of **Class View** although I will fix bugs and other issues that make **Class View** unsatisfactory to use. My next step is to move on to the '**Project Explorer ++**'. This new Visual Basic add-in will work on the same basis as the **Class View** but unlike the current Visual Basic Project Explorer allowing you to drill down on all your components; Forms, Standard Modules, Class Modules, User Controls, Property Pages and User Documents.

This new add-in will be in beta in the next 4-6 weeks and I am looking for some people to put it through some good Project environments. If you feel up to it to beta this product then please let me know by email at the address below marking the subject header:

**Project Explorer ++ BETA**

and I will forward the BETA Set-up to you as soon as it is available.

### Feedback:

I would very much like to hear your comments (good or bad) on **Class View**, improvement ideas and bug issues. Could you please send them to:

**SubZero@cix.co.uk**

Leigh